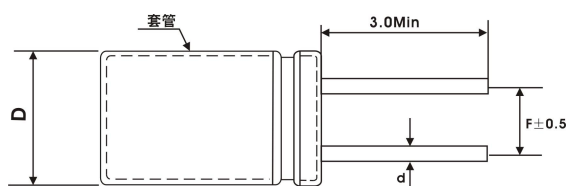


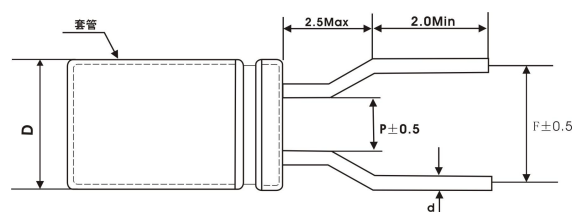
● 引线成型及截切 LEAD FORMING&CUTTING SPECIFICATION

■ 直切 (C) CUTTING



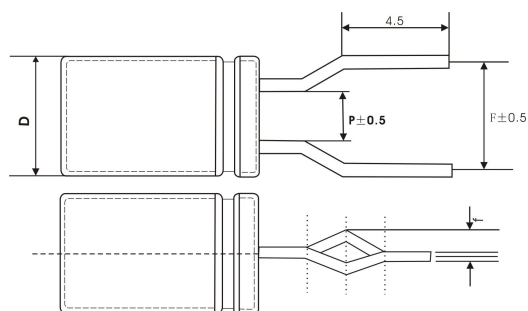
D	4	5	6.3	8	10	13	16	18	22
d	0.45	0.5			0.6		0.8		0.8
F	1.5	2.0	2.5	3.5	5.0		7.5		10

■ 成型截切 (FC) FORMING AND CUTTING



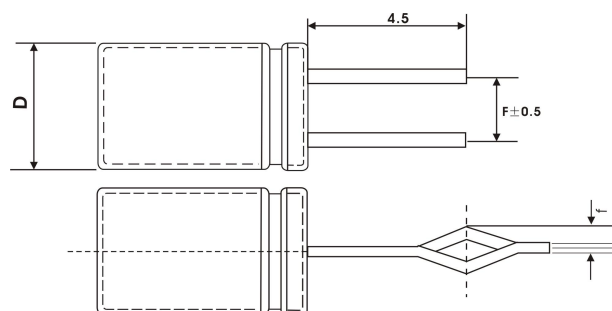
D	4	5	6.3	8
d	0.45	0.5		
F	5.0			
P	1.5	2.0	2.5	3.5

■ 组结成型 (K) KINK FORMING



D	4	5	6.3	8
d	0.45	0.5	0.5	0.5
F	5.0	5.0	5.0	5.0
P	1.5	2.0	2.5	3.5
f	1.3	1.3	1.3	1.3

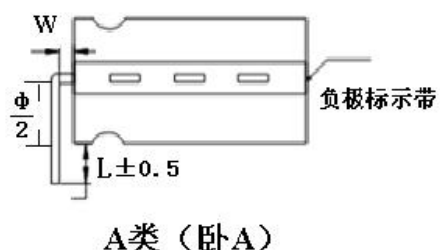
■ 组结成型 (Y) KINK FORMING



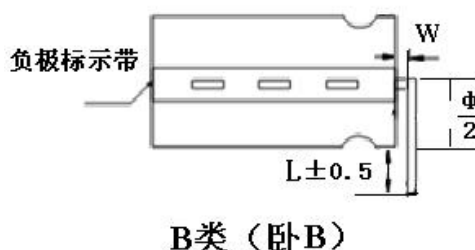
D	10	13	16	18
d	0.6	0.6	0.8	0.8
F	5.0	5.0	7.5	7.5
f	1.3	1.3	1.3	1.3

■ 弯切 Bend

■ 说明：以负极弯脚方向为参考面，左手边向下弯脚为 A 类，右手边向下弯脚为 B 类。



A类 (卧A)



B类 (卧B)

D	4	5	6.3	8	10	13	16	18	20	22
$\frac{\Phi}{2}$	2.0	2.5	3.2	4.0	5.0	6.5	8.0	9.0	10.0	11.0
W	1.0, 1.2									
L	以客户订单要求的长度为准									